








## Receptacle Package InGaAs PIN Photodetectors

### Wavespectrum Laser Inc.

<b>Features:</b> <ul style="list-style-type: none"> <li> High Responsivity</li> <li> Low dark current</li> <li> Low terminal capacitance</li> <li> Receptacle package</li> </ul>	
<b>Applications:</b> <ul style="list-style-type: none"> <li> Test Equipments</li> <li> Analog Optical Receiver</li> </ul>	

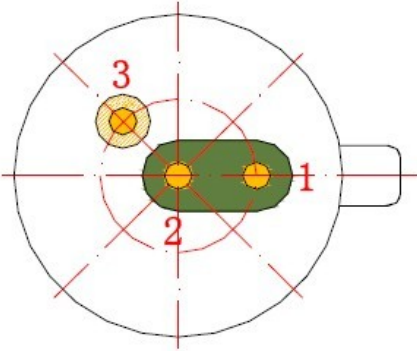
#### Absolute Maximum Ratings

PARAMETER	SYMBOL	VALUE	UNIT
Operating Temperature	$T_{op}$	-40~+85	°C
Storage Temperature	$T_{stg}$	-40 ~ +125	°C
Reverse Voltage	$V_r$	15	V
Forward Current	$I_f$	2.0	mA
Lead Soldering Temperature(10 sec.)	$T_{is}$	260	°C

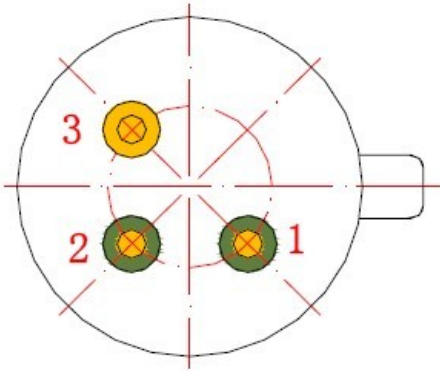
#### Detailed specification

Specifications	Testing condition	WSPR-IGA-80			Unit
		Min	Type	Max	
Sensitive Area	----		80		μm
Responsibility	=1310nm	0.8	0.85	----	A/W
	=1550nm	0.85	0.90	----	
Response Spectrum	-----	1100	1310	1650	nm
Dark Current (Typical)	$V_r=5V$		0.3	2.0	nA
Capacitance	$V_r=5V$	----	0.7	1.0	PF
Rise / Fall time	$V_r=5V$	----	----	0.30	ns
Bandwidth	3dB	----	2.0	----	GHz
Saturation power(Typical)	$V_r=5V$	----	2	----	mW
Package		Receptacle Package			
Fiber Connector		FC/SC/ST			



**PIN View:**
**A:**


1	PD(+)
2	PD(-)
3	GND

**B:**


1	PD(+)
2	PD(-)
3	GND

**Package size**
