

SFP+ &XFP Tunable BOX

P/N: Tunable box (ERP# 480701005)

Features

- ◆ SFP+ &XFP Wavelength Tuning
- ◆ SFP &XFP status Checking
- ◆ Friendly graphic user interface (GUI)
- ◆ 5V DC power supply
- ◆ Small form & full metal case
- ◆ Mini-USB connection
- ◆ GUI Operating environment:
 - Win XP 32bit
 - Win 7 32bit
 - Win8 64bit
 - Win10 64bit



Applications

- ◆ Changing the wavelength of the Tunable SFP+ & XFP
- ◆ Reading and Writing the EEPROM of SFP & XFP module
- ◆ Checking the status of the module
- ◆ DDM monitor

Description

The “Tunable BOX” is designed to be used to change the wavelength of tunable SFP+ and XFP modules, monitor DDM information. It can also help you to read/write the internal memory EEPROM of the module and display details of the EEPROM (such as the Part Number, Vendor Name, description and range), change the EEPROM if you know the Write protect password.

Gigalight Tunable box GUI

The Gigalight Tunable box GUI allows a user to read and modify the wavelength of the Tunable XFP or SFP+ module.

TunableBox

SFP

TEMP: 21.4883°C

VCC: 3.3088V

BIAS: 6.166mA

TXPW: -4.015dBm

RXPW: -40.000dBm

TX_DIS: ☐

RX_LOS: ☒

Tx Fault: ☒

XFP

TEMP:

VCC:

BIAS:

TXPW:

RXPW:

MOD_DESEL: ☐

TX_DIS: ☐

P_DOWN: ☐

RX_LOS: ☒

MOD_NR: ☒

Interrupt: ☒

SFP XFP

Password Set

IIC Add: 0x

Password Add: 0x

Password: 0x

WRITE

Factory INFO

VN: Gigalight

PN: GSS-85192-001C

SN: S20160311

READ WRITE

Threshold

	Temp	Vcc	Bias	TxPW	RxPW
HA	85.00°C	3.70V	12.00mA	2.00dBm	3.00dBm
LA	-10.00°C	2.90V	1.00mA	-10.00dBm	-14.00dBm
HW	80.00°C	3.60V	10.00mA	1.00dBm	2.00dBm
LW	-5.00°C	3.00V	2.00mA	-9.00dBm	-13.00dBm

READ

Tunable

Laser: Not Tunable

First Ch:

Last Ch:

Current Ch:

of Ch: 0

Spacing:

Ch Sel:

	00	01	02	03	04	05	06	07	08	09	0A	0B	0C	0D	0E	0F
0000	FF	FF	FF	FF	FF	FF	FF	FF	FF	FF	FF	FF	FF	FF	FF	FF
0010	FF	FF	FF	FF	47	69	67	61	6C	69	67	68	74	00	00	00
0020	00	00	00	00	FF	FF	FF	FF	47	53	53	2D	38	35	31	39
0030	32	2D	30	30	31	43	00	00	FF	FF	FF	FF	FF	FF	FF	FF
0040	FF	FF	FF	FF	53	32	30	31	36	30	33	31	31	00	00	00
0050	00	00	00	00	FF	FF	FF	FF	FF	FF	FF	FF	FF	FF	FF	FF
0060	FF	FF	FF	FF	FF	FF	FF	FF	FF	FF	FF	FF	FF	FF	FF	FF
0070	FF	FF	FF	FF	FF	FF	FF	FF	FF	FF	FF	FF	FF	FF	FF	FF
0080	FF	FF	FF	FF	FF	FF	FF	FF	FF	FF	FF	FF	FF	FF	FF	FF
0090	FF	FF	FF	FF	FF	FF	FF	FF	FF	FF	FF	FF	FF	FF	FF	FF
00A0	FF	FF	FF	FF	FF	FF	FF	FF	FF	FF	FF	FF	FF	FF	FF	FF
00B0	FF	FF	FF	FF	FF	FF	FF	FF	FF	FF	FF	FF	FF	FF	FF	FF
00C0	FF	FF	FF	FF	FF	FF	FF	FF	FF	FF	FF	FF	FF	FF	FF	FF
00D0	FF	FF	FF	FF	FF	FF	FF	FF	FF	FF	FF	FF	FF	FF	FF	FF
00E0	FF	FF	FF	FF	FF	FF	FF	FF	FF	FF	FF	FF	FF	FF	FF	FF
00F0	FF	FF	FF	FF	FF	FF	FF	FF	FF	FF	FF	FF	FF	FF	FF	FF

IIC ADDR: 0x A0

WRITE

READ

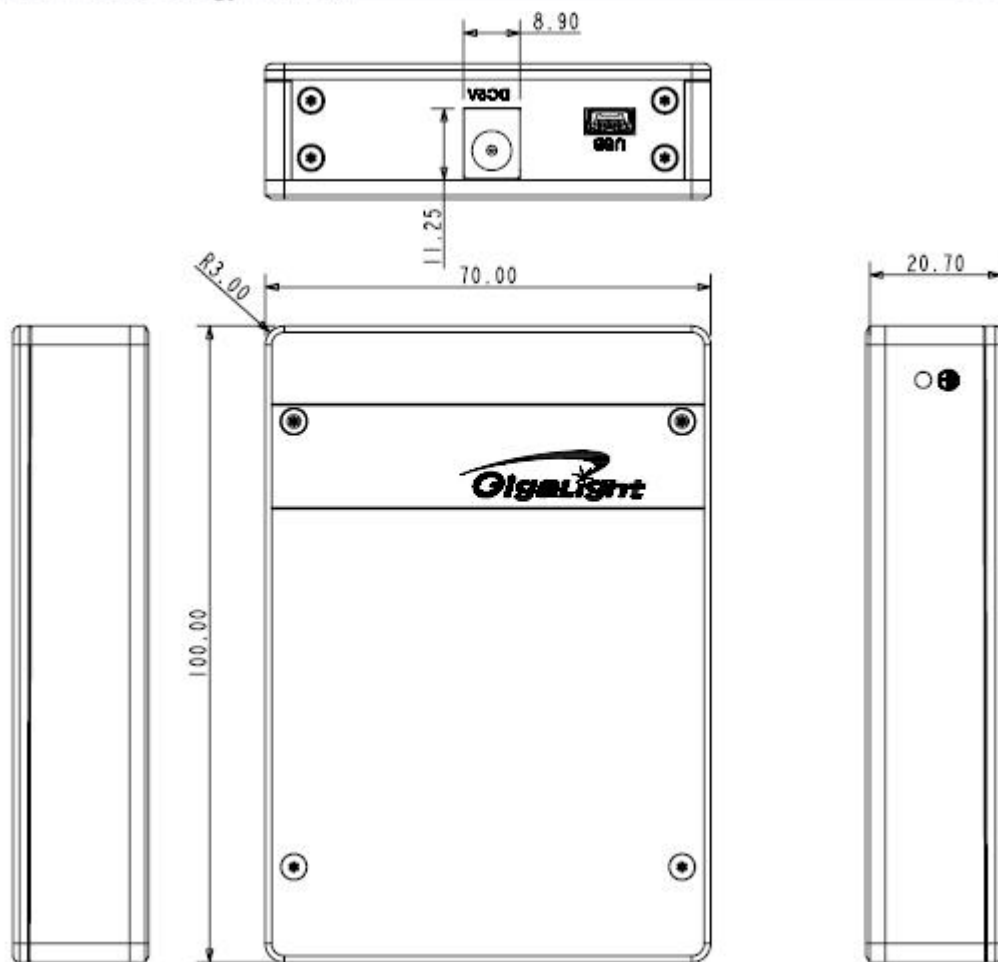
Import File

Export File

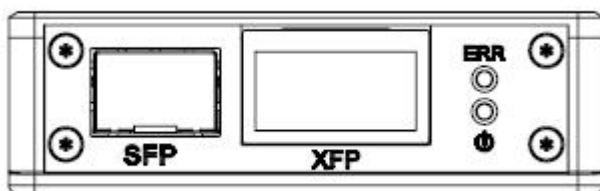
[INFO]Succeed to read the A0/A2 from SFP

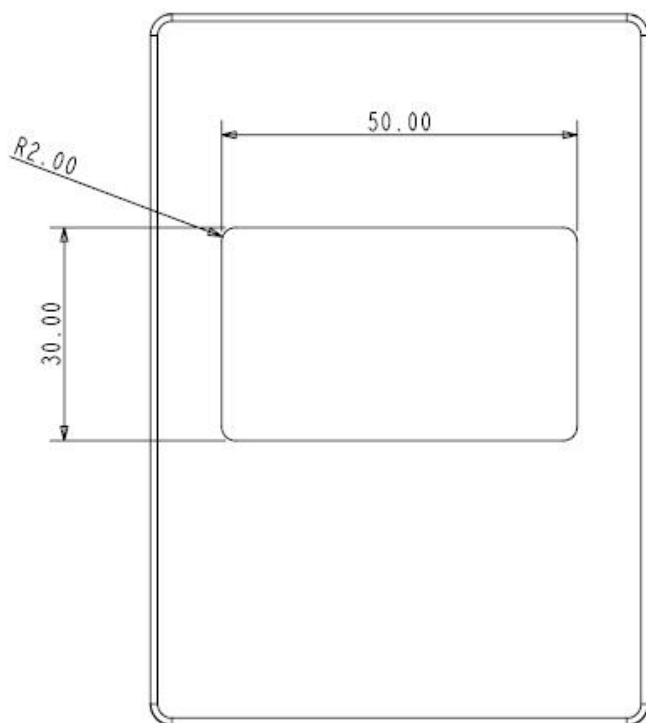
2016-05-18 09:38:20

Hardware Configuration



Unit:mm





Unit:mm



USB: Mini USB, connected to PC

DC5V: DC Power

SFP: SFP Port, inserted SFP or SFP+ module

XFP: XFP Port, inserted XFP module

LED: ERR: reserved, no function

Power: power indicator,

Green: power OK

Off: NO power

Absolute Maximum Ratings

Parameter	Symbol	Min	Max	Unit
Supply Voltage	Vcc	-0.5	6	V
Storage Temperature	Ts	-10	+70	°C

Technical Specifications

Parameter		Symbol	Min	Typical	Max	Unit
Operating Case Temperature	Standard	Tc	0		+50	°C
Operating Humidity		-	5		75 non-condensing	%
Power Supply Voltage		Vcc	4.5	5	5.5	V
Physical Dimensions			100(W)x70(D) x21(H)			mm

Appendix

ONE USB cable
ONE Power Adapter

Operation procedure

1. Connected the power
2. Connected the USB to PC
3. Click TunableBox.exe and launch the GUI

Important Notice

Performance figures, data and any illustrative material provided in this data sheet are typical and must be Specifically confirmed in writing by GIGALIGHT before they become applicable to any particular order or contract. In accordance with the GIGALIGHT policy of continuous improvement specifications may change without notice.

The publication of information in this data sheet does not imply freedom from patent or other protective rights of GIGALIGHT or others. Further details are available from any GIGALIGHT sales representative.

E-mail: sales@gigalight.com.cn

Web: <http://www.gigalight.com.cn>