Optical Interconnection Design Innovator

GIGAC™ MTP/MPO Trunk Cables

Features



- ✓ Polarity available in Type-A, Type-B, Type-C, Type-R
- ✓ Insertion loss type available in Standard, Elite / Low Loss
- ✓ Fiber count available in 24, 36, 48, ..., 144
- ✓ MTP/MPO connector type available in Male, Female, Male to Female
- ✓ Fiber type available in SM (G652D, G657A1, G657A2), MM (OM1, OM2, OM3, OM4)
- ✓ Cable jacket type available in OFNR, LSZH, OFNP
- ✓ Furcation Length available in 0.5m, 1m, etc.
- ✓ Multi-fiber connector type available in MTP, MPO with APC or PC polishing type
- ✓ Overall cable length available in 1 to 999 meters
- ✓ Customized dual shelf reel and pulling eye keep connectivity protected during payout
- ✓ Improve and simplify fiber routing, decrease fiber management space
- ✓ Comply with Telcordia GR-1435-CORE, GR-326-CORE, RoHS

Applications

- ✓ Data Center Interconnect
- ✓ Backbone Installations
- ✓ Telecommunication Networks
- ✓ Broadband/CATV Networks
- ✓ LAN/WAN Premises

Description

The GIGAC™ MTP/MPO trunk cables are a kind of MPO cable assembly with two or more 12-fiber MTP/MPO connectors on each end, typically used for inter building and intra building backbone cabling runs where cable distances are predictable. The Gigalight trunk cables are fully configurable, available with a variety of cable and connector combinations, including connector type, breakout configurations and jacket material. With highly integrated design and manufacturing capability, Gigalight provides customized MTP/MPO trunk cables which are 100% tested to deliver optimal performance and reliability.

Ordering Information

GMT-	x-	x-	xx-	x-	xxx-	xx-	xxxx-	xxxx-	xxx/xxx-	xxx/xxx-	xxx
1	2	3	4	5	6	7	8	9	10	11	12

The Meanings of Part Number:

1. Product Name: GMT=GIGAC™ MTP/MPO Trunk Cables.
2. Polarity: A=Type-A (Straight), B=Type-B (Cross), C=Type-C (Pair Flip), R=Type-R (Corning Type).
3. Insertion Loss (IL) Type: 0=Standard, 1=Elite / Low Loss.
4. Fiber Count: 24=24, 36=36, 48=48, ..., 144=144.
5. MTP/MPO Connector Type: M=Male, F=Female, H=Hybrid (Male to Female).
6. Fiber Type: SM1=G652D, SM2=G657A1, SM3=G657A2, MM1=OM1, MM2=OM2, MM3=OM3, MM4=OM4.
7. Cable Jacket Type: OR=Riser (OFNR), LS=LSZH, OP=Plenum (OFNP), NA=No Jacket.
8. Furcation length on A-end: 0500=500mm, 1000=1000mm, ...
9. Furcation length on B-end: 0500=500mm, 1000=1000mm, ...
10. A-end Connector: MTP/APC=MTP/APC, MTP/PC=MTP/PC, MPO/APC=MPO/APC, MPO/PC=MPO/PC.
11. B-end Connector: MTP/APC=MTP/APC, MTP/PC=MTP/PC, MPO/APC=MPO/APC, MPO/PC=MPO/PC.
12. Overall Cable Length: 001=1-Meter, 002=2-Meter, ..., 999=999-Meter.

Example of the Part Number: GMT-A-1-12-M-MM4-LS-0500-0500-MTP/APC-MTP/APC-010

MTP/MPO Termination

Type		Single-Mode (APC Polish)	Single-Mode (PC Polish)	Multi-Mode (PC Polish)
Insertion Loss	Standard	≤0.70dB, 0.5dB Typical	≤0.70dB, 0.5dB Typical	≤0.50dB, 0.35dB Typical
	Elite / Low	≤0.35dB, 0.25dB Typical	≤0.35dB, 0.25dB Typical	≤0.35dB, 0.20dB Typical
Return Loss		≥55dB	≥45dB	≥20dB
Durability		≥200 times		
Test Wavelength		1310nm/1550nm		850nm/1300nm

Notes:

1. Test with Straight Polarity (Type-A). Cross Polarity (Type B) or Pair Flip polarity (Type C) is available.

Cable Structure

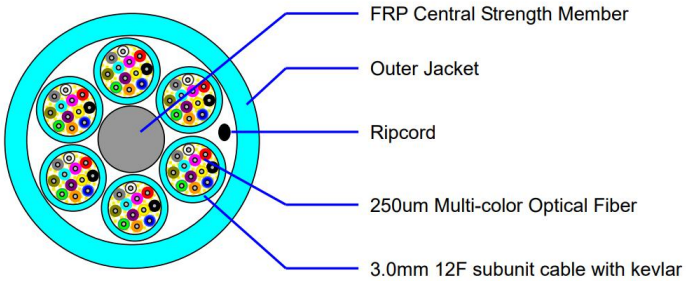

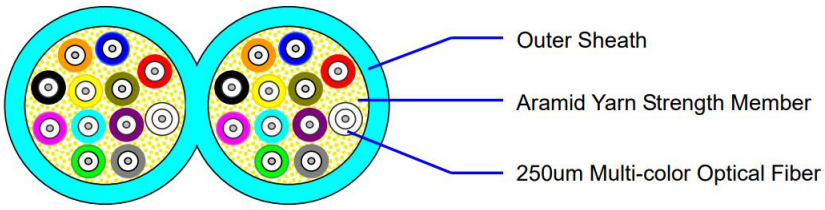

Assembly Drawing

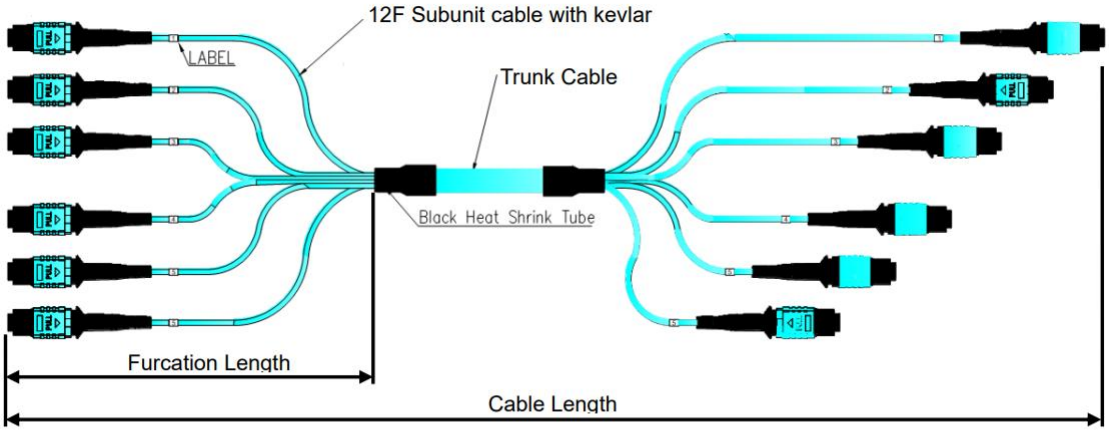

Length	Tolerance
0 ≤ L < 1M	+50/-0 mm
1M ≤ L < 10M	+100/-0 mm
10M ≤ L	+1% L/-0

Notes:

Above performance and structure refer to Gigalight standard grade performance, flexible specification is available to fit for different installation needs.