

10 OEO & Managed Chassis datasheet

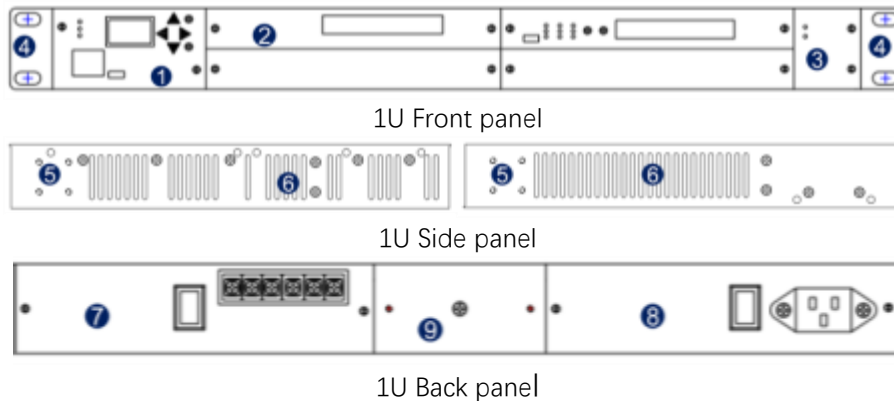
Catalog

1.Managed Chassis	2
1.1 Chassis appearance.....	2
1.1.1 1U Chassis.....	2
1.1.2 2U Chassis.....	2
1.1.3 4U Chassis.....	3
1.2 Chassis components.....	4
1.2.1 NMU.....	4
1.2.2 Chassis components ordering information	4
1.3 Chassis components parameters	5
2. 10G OEO Card	5

1. 1U/2U/4U Managed Chassis

1.1 Chassis appearance

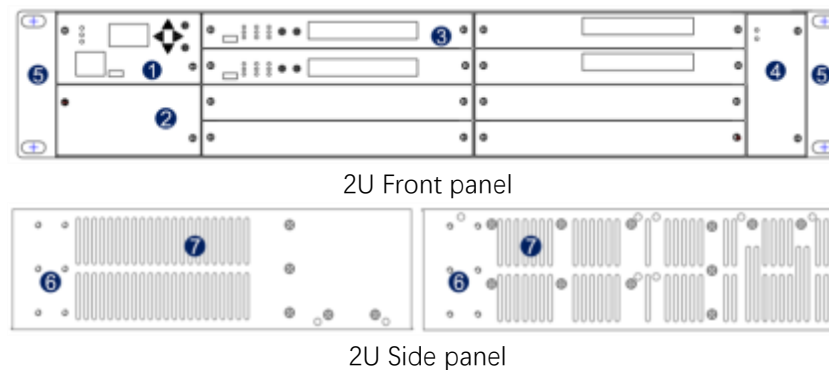
1.1.1 1U Chassis



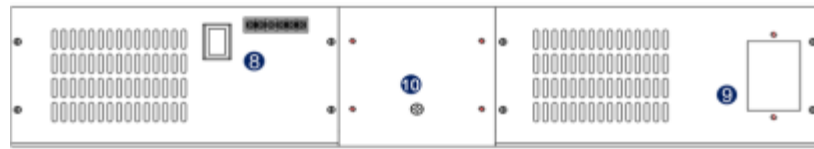
Description:

- ① Main control card slot
- ② Service card slot, maximum support 4 service board cards, our service board cards all can be mixed interpolation and hot swap.
- ③ Fan slot, Support for fan hot swap and independent replacement.
- ④ Stretchable lug
- ⑤ Lug instillation position
- ⑥ Side vent
- ⑦ Power 1 slot, plug in AC/DC power supply, support hot swap
- ⑧ Power 2 slot, plug in AC/DC power supply, support hot swap
- ⑨ Grounding screw

1.1.2 2U Chassis



Building information in high speed, sharing technology for future

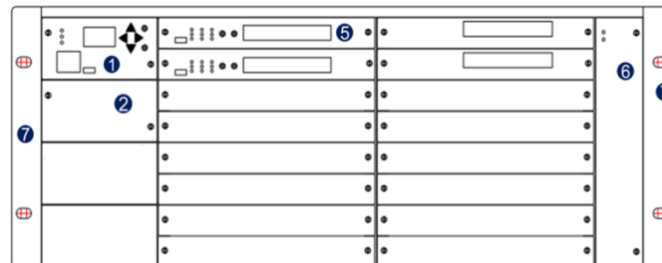


2U Back panel


Description:

- ① Main control card slot
- ② Expansion slot, plug in 8 Ethernet switch cards or other cards
- ③ Service card slot, maximum support 8 service board cards, all our service board cards can be mixed interpolation and hot swap.
- ④ Fan slot, Support for fan hot swap and independent replacement
- ⑤ Stretchable lug
- ⑥ Lug instillation position
- ⑦ Side vent
- ⑧ Power 1 slot, plug in AC/DC power supply, support hot swap
- ⑨ Power 2 slot, plug in AC/DC power supply, support hot swap
- ⑩ Grounding screw

1.1.3 4U Chassis



4U Front panel



4U Back panel

Explain:

- ① Main control card slot
- ② Expansion slot, plug in 8 Ethernet switch cards or other cards
- ③ Power 1 slot, plug in AC/DC power supply, support hot swap
- ④ Power 2 slot, plug in AC/DC power supply, support hot swap
- ⑤ Service card slot, maximum support 16 service board cards, all our service board cards can be mixed interpolation and hot swap

Building information in high speed, sharing technology for future

- ⑥ Fan slot, Support for fan hot swap and independent replacement
- ⑦ Stretchable lug

1.2 Chassis Component

1.2.1 NMU

Main control card panel

- ① Equipment status indicator: P1(Power1), P2(Power2), RUN
- ② HD dual color LCD display screen
- ③ Operation keys
- ④ Ethernet communication interface
- ⑤ Micro USB equipment upgrade interface
- ⑥ Optical transceiver slot (Support 100/1000Mbps SFP)
- ⑦ Optical transceiver working status indicator



Equipment management

- Equipment status, card performance can be monitored
- Card parameters can be settled
- Support band network management
- Supports SNMP, Telnet, Client

1.2.2 Chassis components ordering information

TN10	1U Chassis, 482.6W×300D×44.5H mm (with lug)
TN20	2U Chassis, 482.6W×300D×86H mm (with lug)
TN40	4U Chassis, 482.6W×300D×176H mm (with lug)
PW-AC-50	1U 100~240V AC power supply
PW-AC-100	2U 100~240V AC power supply
PW-AC-200	4U 100~240V AC power supply
PW-DC-50	1U 36~72V DC power supply
PW-DC-100	2/4U 36~72V DC power supply
NMU-ES	Communication managed card, with LCD、10/100M Ethernet port、SFP port
FAN-1	1U FAN
FAN-2	2U FAN
FAN-4	4U FAN
BP-S	Short front panel
BP-1	1 slot front panel
BP-2	2 slots front panel
BP-P-1	1U power supply panel
BP-P-2	2U/4U power supply panel

1.3 Machine frame correlation parameter

	Parameters	Unit	Specifications
Environmental parameter	Working temperature	°C	-10~ 60°C
	Storage temperature	°C	-20°C~ 75°C
	Relative temperature	°C	5% ~ 95% No condensation
Size	1U	mm	482.6W×300D×44.5H (with lug)
	2U	mm	482.6W×300D×86H (with lug)
	4U	mm	482.6W×300D×176H (with lug)
Power Supply	AC	V	100~240, 50~60hz
	DC	V	36~72
Consumption	1U	W	< 50 (Max)
	2U	W	< 100 (Max)
	4U	W	< 200 (Max)

2. 10 OEO

10G OEO Optical Signal Regeneration Converter



Product Description

The optical signal regeneration and conversion equipment based on o-e-o (Optical-Electrical-Optical) principle. The product is widely used in optical communication data and transmission fields in the fields of 1~11.3Gbps optical signal wavelength conversion, single-mode conversion, relay amplification, signal regeneration and other occasions.

Product Applications

- SDH
- WDM
- Data network

Building information in high speed, sharing technology for future

Product Features

- Support signal rate: 1Gbps~11.3Gbps
- Support service access types: Ethernet, P/SDH, ATM, FC, etc.
- Support Optical signals Regeneration, Reshaping and Retiming
- Support single card 4-way bidirectional signal conversion
- Plug-in card design, easy maintain

Performance Index

Parameters	Unit	Specifications
Access signal rate	Gbps	1~11.3
Signal mode	-----	SM/MM
Optical transceiver package	-----	SFP/SFP+
Optical transceiver slot numbers	-----	8
Two-way service channel numbers	-----	4
Extinction ratio	dB	≥10
Dithering performance	-----	ConformITU-T G.825 (2000)
SMSR	dB	> 30
Consumption	W	< 15

Ordering Information

OEO-XXX-XX

Product code	-	Transmission speed rate	-	Port QTY
OEO		010: 10G		S8: SFP (SFP28) × 8